CUSTOMER APPROVAL

COMPANY	NAME (PRINT)
DATE	SIGNATURE

MK-17D-9032-138-00-00-14-0092

90-3173-030

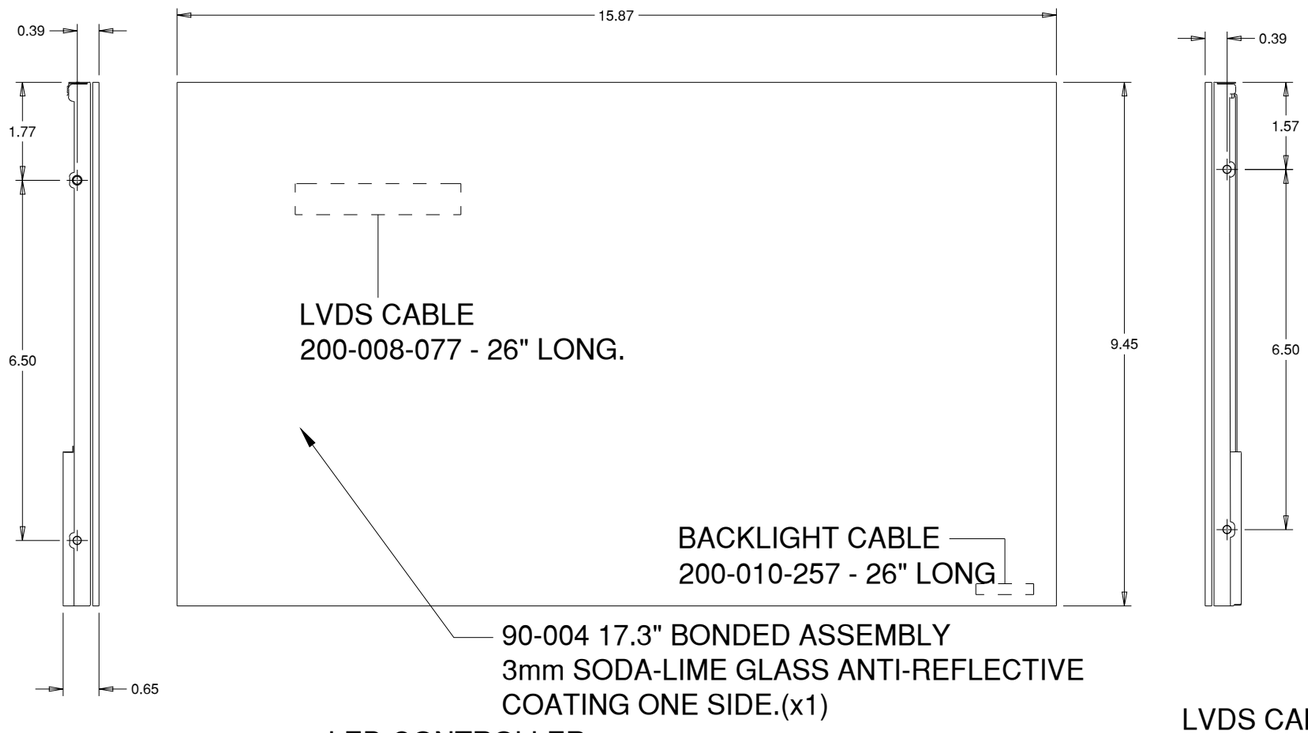

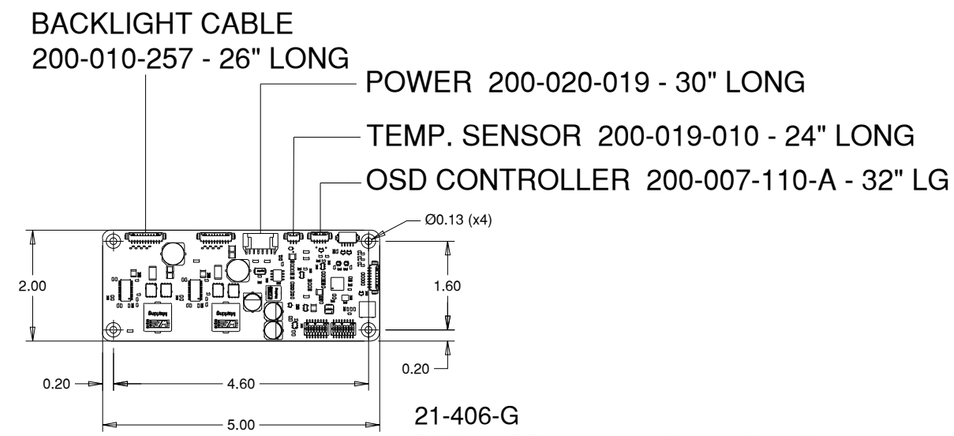

21-406-G
PCBA, LED controller, Boost, Dual Standard,
(8x) 100mA channels, DAY/NVIS (x1)

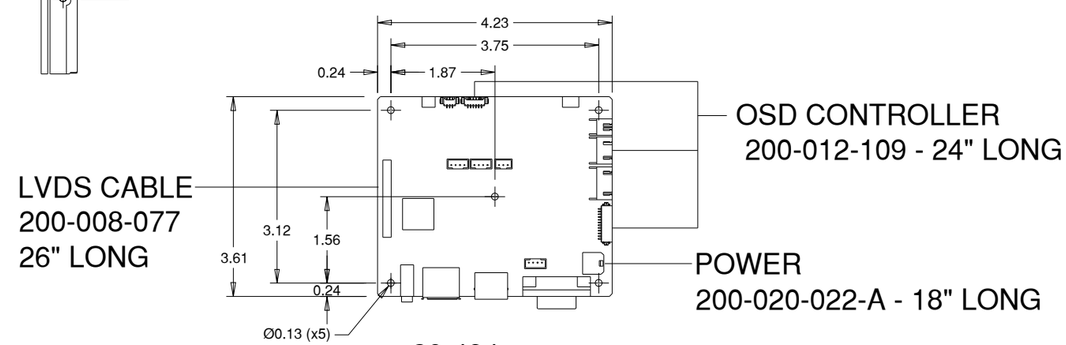

20-484
Display Controller, WUXGA, ARGB /HDMI /
Display Port (x1)

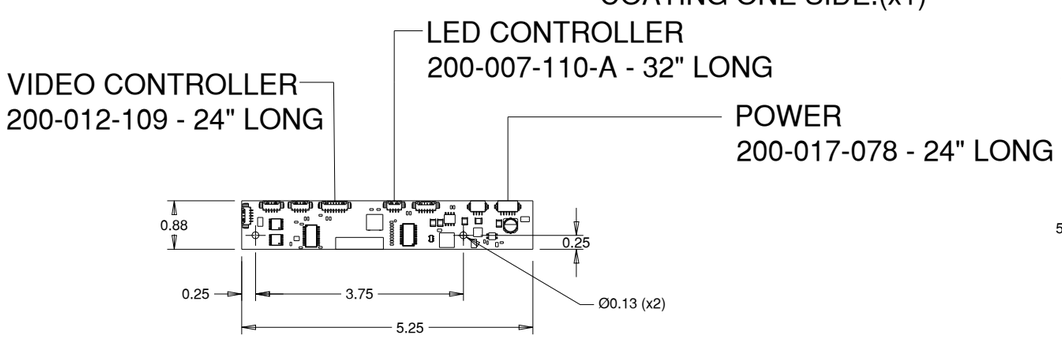

21-426-B
PCBA, OSD Controller Board, (x1)

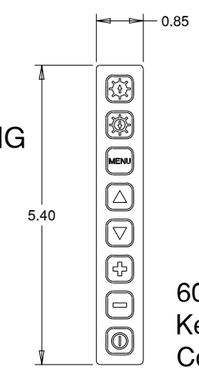

60-313-A
Keypad, Membrane, Vertical, 8 Key Tactile, (3)
Color Overlay, (2) LEDs(x1)

REV	DATE	ECN	DESCRIPTION	BY
1	10-Nov-25	E007831	ADDED CABLE LENGTHS, 200-008-077 WAS 38-446, 20-484 WAS 21-484	FA

THIS DOCUMENT CONTAINS PROPRIETARY INFORMATION OF GENERAL DIGITAL AND IS NOT TO BE DISCLOSED, REPRODUCED OR PUBLISHED WITHOUT WRITTEN CONSENT FROM GENERAL DIGITAL. THIS DOCUMENT MUST BE RENDERED ILLEGIBLE WHEN BEING DISCARDED. © COPYRIGHT 2022. ALL RIGHTS RESERVED.

UNLESS OTHERWISE SPECIFIED DIMENSIONS ARE IN INCHES
TOLERANCES ARE:

FRACTIONS	DECIMALS	ANGLES
±1/32	.X ±.050	±0° 30'
	.XX ±.031	
	.XXX±.020	

CONNECTOR CHART

DESIGNATION	FUNCTION	TYPE

MECHANICAL OUTLINE ONLY.
SPECIFICATIONS SUBJECT TO CHANGE WITHOUT NOTICE. U.O.S.
ALL DIMENSIONS ARE IN INCHES.

APPROVALS	DATE
DRAWN FA	24-Mar-25
CHECKED	
APPROVED	

DO NOT SCALE DRAWING

GENERAL DIGITAL
60 Prestige Park Road, East Hartford, CT 06108
(860) 282-2900 www.GeneralDigital.com

17.3" Saber
Monitor Kit

B	CAGE CODE	DWG. NO.	REV
	1JA77	3173-030-97	1